



Getting your Cerec set up with Peebles Dropbox

Overview: This guide will help you set up Dropbox to share exported STL files with our lab.

IOS Scanners included in this guide: Cerec scanners with export capabilities.

Step 1: Install Dropbox on the machine (scanner) with office specific information i.e. contact email, doctor name, practice, etc.


Step 2: Create hierarchy of folders that allows Peebles to have access to the **Office specific folder** where patient scans and lab slips are stored. Share that folder with CAD@peeblesdentallab.com. In this folder you will store the patient specific folders.



Folder hierarchy example with office folder being shared:



Step 3: Export the STL files to the patient folder. The folder you are saving the files in **must** be for that specific patient and labeled with the patient's name. You can do this under the models tab in the Cerec application. Below is an example of how the files should be stored in the shared office folder.

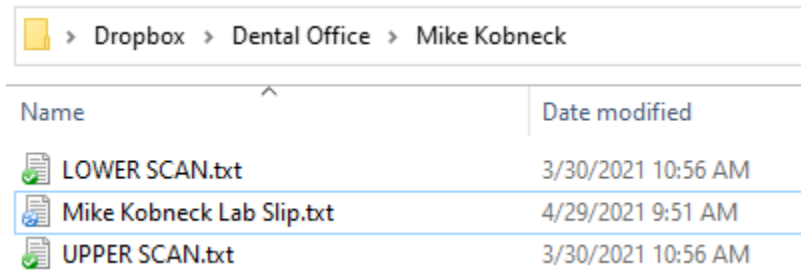
Folder with scans:






| Name | Date modified |
|--|--------------------|
|  LOWER SCAN.txt | 3/30/2021 10:56 AM |
|  UPPER SCAN.txt | 3/30/2021 10:56 AM |

Step 4: Lab slip completion and addition to folder. Download the Peebles interactive lab slip from the website www.peeblesdentallab.com and complete. This will be saved in that patient folder with the scans. You can see an example below of the scans and the lab slip in the patient specific folder.

Folder with scans and lab slip:



| Name | Date modified |
|---|--------------------|
|  LOWER SCAN.txt | 3/30/2021 10:56 AM |
|  Mike Kobneck Lab Slip.txt | 4/29/2021 9:51 AM |
|  UPPER SCAN.txt | 3/30/2021 10:56 AM |

Step 5: Once the folder contains the scans and the lab slip, right click on the folder, and share with CAD@peeblesdentallab.com. This will send a notification to the CAD department and they will have access to your case.

For future patients: Follow steps 3-5

*** Peebles offers an interactive and updated lab slip found on our webpage at www.peeblesdentallab.com under “getting started” that can be downloaded and completed electronically.

For additional questions or help getting your machine setup contact Chris Valdez @ 303.462.3744 x-238 or Chrisv@peeblesdentallab.com